

Product Manual  
A2324

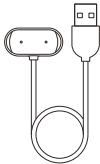
amazfit 

## 01 Package Contents


---



Smartwatch with band × 1



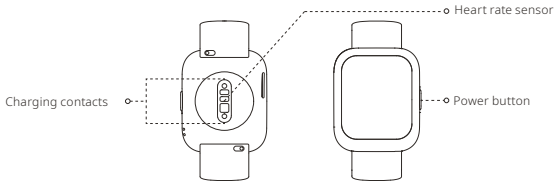
Charging base × 1



Instruction Manual × 1

## 02 About the Watch

---



Note: Press and hold the power button to turn on the watch. If the watch cannot be turned on, please charge it and then try again.

## 03 Pairing the Watch

---

Zepp is a must-have app for this watch. It provides scientific sleep and workout guidance and personalized health services to help you start a healthy lifestyle.

1. Use your mobile phone to scan the QR code on the right side to download and install the app, or search for the app in the Google Play Store or Apple App Store and then download and install the the latest version of the app.
2. Open the app, register an account and log in.
3. Pair the watch as prompted by the app.



Download Zepp App

Note:

1. For better user experience, please use the most recent version of the app.
2. The operating system needs to be Android 7.0, iOS 14.0, or above.
3. Do not pair the watch directly using your mobile phone's Bluetooth. Follow the steps in the app to pair your watch correctly.

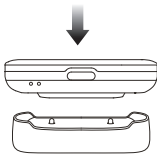
## 04 Charging the Watch

---

1. Connect the watch's charging cable to a power adapter or a computer's USB port.
2. Put the watch into the charging base. Pay attention to the direction and position of the watch, and make sure that the metal contacts on the back of the watch fit closely with the charging base.
3. When charging starts, the watch screen displays the charging progress.

### Note:

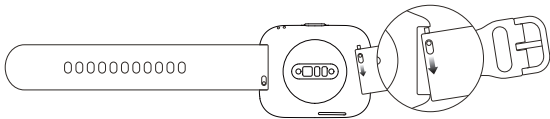
1. Please use the charging base that comes with the watch.  
Make sure that the charging base is dry before charging.
2. Please use a 1A or above power adapter.



## 05 Disassembling and Assembling the Watch Strap

---

Please refer to the illustrations to disassemble or assemble the watch strap.

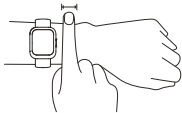


Note: Once the strap is assembled, pull the strap properly to ensure it is installed successfully.

## 06 Wearing the Watch

---

1. In order to ensure the accuracy of heart rate, blood oxygen, and other measurements, please wear your watch at a distance of at least one finger away from the carpal, and keep the strap at a comfortable snugness.
2. During workout, please wear it as tightly as possible to ensure that the watch does not shake. Wear your watch at a distance of at least one finger away from the carpal to obtain more accurate heart rate data. After workout, you can loosen the strap appropriately to ensure a comfortable wear experience.
3. When measuring blood oxygen saturation, wear the watch correctly. Avoid wearing the watch on the wrist joint, keep your arm flat, maintain comfortable (appropriately tight) fitting between the watch and the skin of your wrist, and keep your arm still throughout the measurement process.



### Note:

When affected by external factors (arm sag, arm sway, arm hair, tattoo, etc.), the measurement result may be inaccurate or the measurement may fail and provide no output.

## 07 Basic Parameters

---

Product Name: Smart Watch

Product model: A2324

Input: DC 5 V 500 mA MAX

Bluetooth version: V5.2

Bluetooth output power: <12 dBm

View product certification information on the watch's Settings > System > Regulatory page.

Device requirements: Devices installed with Android 7.0 or iOS 14.0 or above OS versions.

Operating temperature: 0°C to 45°C

Water resistance rating: IP68

Bluetooth frequency: 2402–2480 MHz

The Bluetooth® word mark and logos are registered trademarks owned by Bluetooth SIG, Inc. and any use of such marks by Anhui Huami Information Technology Co., Ltd. is under license. Other trademarks and trade names are those of their respective owners.





## 08 Battery Safety

---

1. This device is equipped with a built-in battery that cannot be removed or replaced. Do not disassemble or modify the battery by yourself.
2. Disposal of a battery into fire or a hot oven, or mechanically crushing or cutting of a battery, that can result in an explosion.
3. Leaving a battery in an extremely high temperature surrounding environment can result in an explosion or the leakage of flammable liquid or gas.
4. A battery subjected to extremely low air pressure may result in an explosion or the leakage of flammable liquid or gas.
5. Do not drop, hit, squeeze, or puncture the battery, and avoid exposing the battery to large external pressure, which may cause short circuit and overheating inside the battery.

## 09 Safety Notice

---

1. Do not allow children or pets to bite or swallow the product or its accessories, as this may cause injury.
2. Do not place this product under excessively high or low temperatures, which may cause the product to catch fire or explode.
3. Do not place this product near heat sources or open flame, such as ovens and electric heaters.
4. Some people may experience allergic skin reactions to plastics, leathers, fibers, and other materials, and symptoms such as redness, swelling, and inflammation will occur after long-term contact with this product's components. If you experience such symptoms, please discontinue use and consult your doctor.
5. Do not use unauthorized or incompatible power adapters or data cables, which may damage the watch and accessories, or cause fire, explosion, or other hazards.
6. The radio waves generated by this product may affect the normal operation of implanted medical devices or personal medical devices, such as pacemakers and hearing aids. If you use any such medical devices, consult the manufacturer for relevant usage restrictions.
7. Do not dispose of this device or its accessories as ordinary household waste. Please make sure you dispose of or recycle this device and its accessories in accordance with local laws and regulations.

## 10 Repair and Maintenance

---

1. Avoid using detergents such as soap, hand sanitizer, bath foam, or lotion for cleaning to prevent chemical residues from irritating the skin, corroding the device, or degrading the water resistance of the device.
2. When using light-colored watch straps, avoid contact with dark clothing to prevent staining.
3. Do not place the device in direct sunlight for long periods. Excessively high or low ambient temperature may cause device failure.
4. Do not wear your watch during bathing, swimming, snorkeling, showers, hot springs, saunas (steam rooms), diving, underwater diving, water skiing, and other activities involving water currents.
5. Handle with care during transportation. Keep the device dry and away from humidity.
6. Do not wear the watch in MRI examinations and other highly magnetic environments. Otherwise, the watch may be damaged.

## 11 Troubleshooting

---

Please check the FAQ on the website: <https://support.amazfit.com/en>.

If the product is not in use for a long period of time, it is recommended that you power off the product before storing it. Recharge the battery every 6 months to 100% to prevent battery damage by over-discharge due to long-term storage.

## 12 Warranty and Return Policy

---

The Amazfit Limited Warranty covers Amazfit products against manufacturing defects beginning on the original purchase date. The warranty period is 12 months or another specified period as the applicable consumer laws in the consumer's country of purchase require. Our warranty is in addition to rights provided by applicable consumer laws.

Official website: [en.amazfit.com](https://en.amazfit.com)  
Support: [support.amazfit.com/en](https://support.amazfit.com/en)

Importer:  
Beryko s.r.o.  
Pod Vinicemi 931/2, 301 00 Plzeň  
[www.berko.cz](http://www.berko.cz)